

SECTION 1

CUSTOMER INFORMATION

This form must be completed in order to process your order. You can use a PDF editor to fill it in electronically or fill it in by hand and send a scanned copy via email.

1. Name

2. Email

3. Phone

4. Delivery Address

5. Fireplace model (Standard matt black)

The Aether The Hearth The Elemental

The Marino (stainless steel) The Milai

6. Type of installation

Internal External

7. Fuel type

Wood

EcoSmart XS340

EcoSmart XL500 (Available with The Aether, The Elemental, The Marino & The Milai)

EcoSmart XS340 Wood Hybrid

EcoSmart XL500 Wood Hybrid (Available with The Aether & The Marino)

8. Colour

Matt Black Winter White Outdoor Zinc

Colourbond

9. Accessories

a. Spark Guard

Aether Hearth

b. Fire Guard

Yes No

SECTION 2

FLUE & BRACKET MEASUREMENTS

Please provide us with the following information so we can determine the exact length of flue required and the specifications for your custom made bracket.

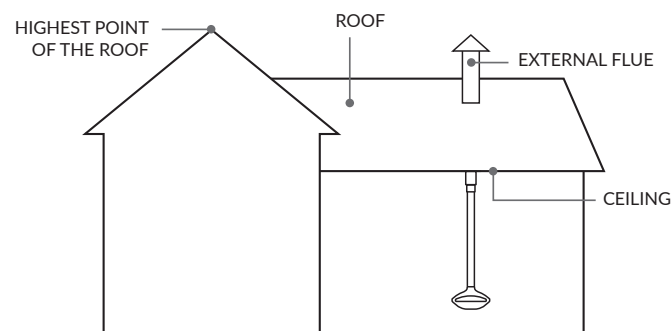
1. Distance from the floor to the point in the ceiling where the flue enters


2. If the ceiling is pitched, angle of pitch


3. Do you need to go through a level?*

Yes No

REFERENCE DIAGRAM



 Please include any plans and photos that may assist us in determining your measurements.

 Don't hesitate to get in touch if you require any assistance in filling out this form.

 Your fire **must** be installed by a qualified installer.

10. External flue

Stainless steel

Colourbond

11. Desired delivery date

12. How did you hear about us?

Word of mouth

Social media

Website

Other (please specify)